

For Students Graduating or Completing Their Studies This Year

We kindly ask all students graduating this year to submit a report regarding their post-graduation plans (e.g., employment, further education). Please make sure to enter the information as soon as your career path has been decided. We appreciate your cooperation.

■ How to Log In to the Kyushu University Job and Career Support System - See Page 1



<https://www2.kyujin-navi.com/GAKUGAI/login/saml/sso/gakunin>

*SSO-KID and password are required.

■ Career Preference Registration (**Required**) – See Page 2

This information will be used to support various surveys and career guidance services on campus. While registration is optional, we encourage you to provide as much information as possible.

■ Career Report Registration (**Required**) – See Pages 3–6

The data will be used for the Basic School Survey conducted by the Ministry of Education, Culture, Sports, Science and Technology (MEXT), as well as for various statistical analyses. We appreciate your understanding and cooperation.

■ Job Hunting Experience Registration (**Optional**) – See Page 7

We kindly ask for your cooperation in sharing your experience in the “Activity Experience” section of the report to offer valuable advice to junior students who are about to begin their job-hunting journey. Your insights will be a great support as they prepare for their own career search. Please rest assured that no personal information will be disclosed, so feel free to share as much as you feel comfortable with.

【Important】

- **The registration takes approximately 5 to 10 minutes to complete.**
- **Please note that you cannot save your answers temporarily.**
Be sure to complete the entire form in one sitting and click “Register” at the end.
*If you need to change your career path after submitting the report, please start over and enter the new information. The final submission will be considered as your confirmed report.
- **Please prepare in advance the address of your workplace or school after graduation.**
You will need this information to complete certain sections of the report.
- **This system uses Google Translate.**
Some questions may be translated inaccurately and differ from their intended meaning.
We strongly recommend referring to the manuals provided in both Japanese and English.
Using Google Chrome is recommended. Please note that other browsers may cause glitches.

Operation Manual for Career Report Registration Kyushu University Job and Career Support System

How to Log In to the Kyushu University Job and Career Support System

Kyushu University Job and Career Support System

<https://www2.kyujin-navi.com/GAKUGAI/login/saml/sso/gakunin>

*SSO-KID and password are required.



*Please note that the system name may appear as "Career and Employment Support System" due to automatic translation. However, it refers to the same system as the "Job and Career Support System."

When you access the URL, you will be prompted to select your institution. Please choose "Kyushu University" and log in using your SSO-KID.

When logging in for the first time, you will see the Terms of Use. Please review them carefully and click "I agree" to proceed.

Kyushu University Job and Career Support System TOP page

You can also find the login URL for the Kyushu University Career and Employment Support System on the university website.

TOP>Campus Life > Careers & Employment > How to use Job and Career Support System

Career Preference Registration

This information will be used to support various surveys and career guidance services on campus. While registration is optional, we encourage you to provide as much information as possible.

Click **"Career Preference Registration"**.

Kyushu University Career and Employment Support System

Kyushu University

Hanako Kyushu

Unregistered

- Search for jobs
- Career preference registration**
- Reservations for support events
- Individual (group) interview reservations

Unregistered

- Career report registration
- Internship (self-application)
- Register your job hunting experience
- Search for job hunting experiences

terms of service

When the Terms of Use is displayed, please review them carefully and click **"I agree"** to proceed.

terms of service

Return to previous screen

Please agree to the terms of use before registering.

Article 1 (Job Search NAVI)

Job Search NAVI is a website provided by our university.

- University job posting search system
- Email distribution service
- Additional services related to career guidance

This refers to all services displayed on <https://www.kyujin-navi.com>, including the above. Job Search NAVI is managed and operated by J-Net Co., Ltd. (hereinafter referred to as "JNET") under contract with the University.

Article 2 (User registration)

- You can use Job Search NAVI by registering with Job Search NAVI.
- Only current students and alumni of the university can register to use the service.

Revised on October 1, 2013
Revised on October 1, 2017

agree

Disagree

Fill in the fields displayed, to register your career preferences.

Career preference registration

Return to previous screen

Registration notes.

- Items marked with (Required) are required fields.
- Please enter your email address in two places for confirmation, without copying and pasting it.
- Please fill in all the fields below and click the Register button once.

Student number

2222

Furigana

Kyushu Hanako

name

Kyushu Hanako

Faculty Department

Faculty of Letters, Department of Humanities

Please go through the form and fill in all required fields marked with (required).

Read the About registering for the career preference survey and click **"to the next"**.

Career preference registration

About registering for the career preference survey

This registration is a legally required procedure under the Employment Security Law when job hunting.

In accordance with the Employment Security Law, job seekers (including those seeking public service or teaching positions) are required to submit a job application form within a set period and to renew it annually. At our university, the "Career Preference Survey" registration replaces the submission of a job application form. This is an important procedure that marks the first step in job hunting and is a prerequisite for job placement, so please make sure to complete it.

This is for all undergraduate and graduate students, including those who wish to continue on to higher education. Students who have repeated a year or are otherwise unable to attend school should also re-register.

The contents of the career survey are subject to the Personal Information Protection Act and will only be used for career counseling, issuing letters of recommendation, employment statistics, and various communications with you. Your personal information will not be disclosed or transferred to third parties.

to the next

Desired career path

Career aspirations (required)

Please select your desired career path.

First Choice

please select

(Only 1st choice is required)

2nd Choice

please select

3rd Choice

please select

A question for those who selected "Employment" (this is required if "Employment" is one of your career preferences 1-3).

Desired industry (required)

First Choice

please select

(Only 1st choice is required)

2nd Choice

please select

3rd Choice

please select

others

Other desired industries

Number of characters: Characters (up to 50 full-width)

Registration

Return to previous screen

After registration, you will receive a completion message.

Note:

If you haven't received the completion message after more than a day, please check your registered email address and try registering again. If you have set up any designated reception or blocking settings, please adjust them to allow messages from "jnet@kyujin-navi.com."



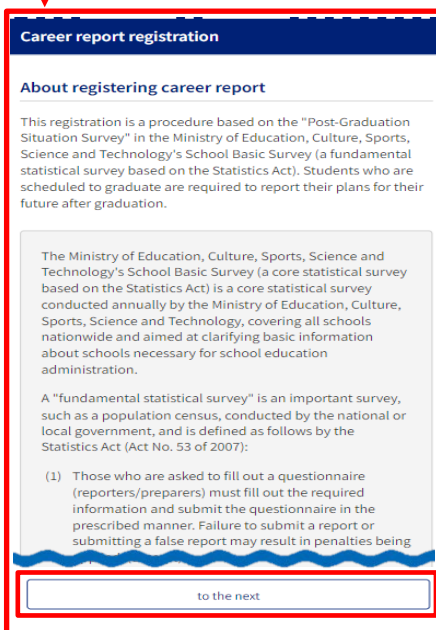
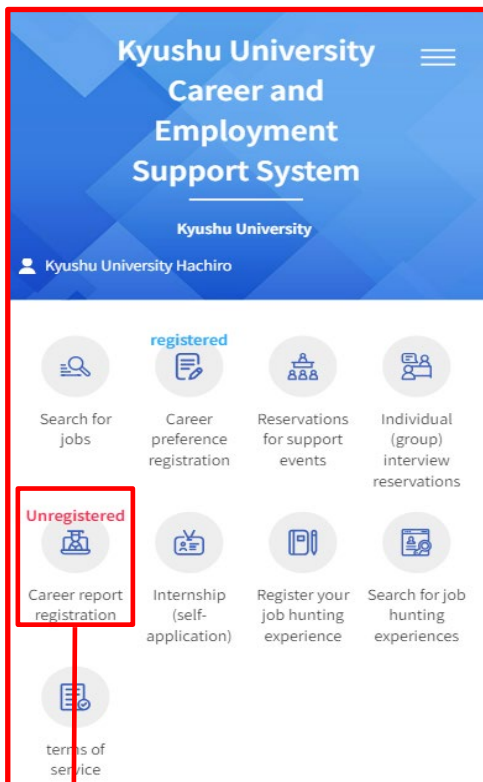
■ Career Report Registration

If you have already decided on your career path after graduation or completing your studies, please register for the “**Career Report**” (**required**) and the “**Job-Hunting Experience**” (**optional**) in the Kyushu University Job and Career Support System.

Based on the responses provided, we will calculate employment and career decision rates. The results will be utilized for various surveys and will serve as a reference for enhancing career support services at Kyushu University. Please be assured that no personal information will be disclosed in any form that could identify individuals. We appreciate your cooperation.

[Purpose of the Use of Personal Information]

- (1) To manage information regarding students' career paths following graduation, completion of studies, or withdrawal from the university.
- (2) To provide career guidance, share alumni employment information with current students, and compile and manage employment-related data.
- (3) To distribute university publications, event invitations, and fundraising requests.
- (4) To provide necessary information to the Kyushu University Student Support Association and the Kyushu University Alumni Association (including affiliated alumni organizations).
- (5) To carry out other administrative tasks related to the management and operation of Kyushu University.



Choosing a career path after graduation/completion

Employment

This may include employment in private companies, public service roles, teaching positions, self-employment, JSPS Postdoctoral Fellowships, fixed-term research appointments, postdoctoral research positions, or returning to a previous job for working students. *Please note that temporary staff, academic researchers, and part-time lecturers are also considered as “employment.”

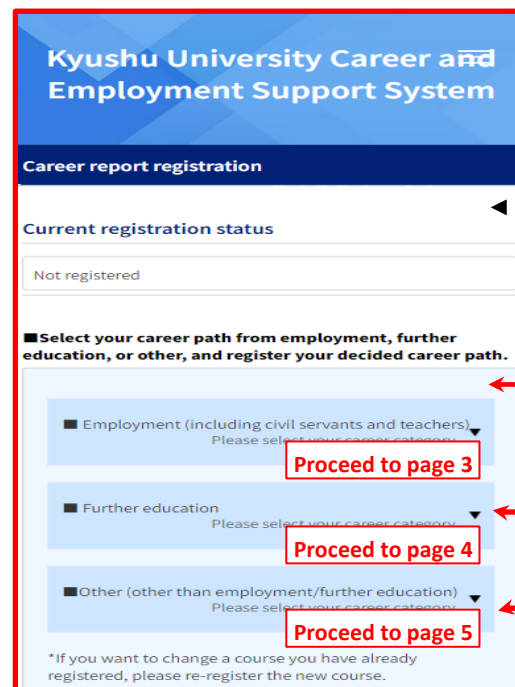
※“Medical residency” and “Entrepreneurship (including freelancing)” are “Others (other than employment or higher education).”

Further education

This may include advancement to further education, such as universities, graduate schools, junior colleges, vocational schools, and institutions not under the jurisdiction of MEXT (e.g., the Civil Aviation College). It also encompasses enrollment as research students (who are officially recognized as students), as well as admission to non-graduate level institutions both within Japan and abroad.

Others (neither employment nor further education.)

This may include medical residency, entrepreneurship (including freelance work), preparation for further studies, continued job-hunting, awaiting examination results, plans to take professional certification exams, personal or family-related circumstances (such as childbirth), and other situations not classified as employment or further education.



Career Path (1): Employment (including civil servants and teachers)

Select a career path category.

■ Employment (including civil servant and teacher)
Please select your career category

- Enterprise
- Civil Servant
- Teacher
- Self-employment
- Japan Society for the Promotion of Science/Special Research Fellow of the Japan Society for the Promotion of Science
- Postdoc including post-doctoral fellow (researcher) of universities

Search for the company name. If it doesn't appear, check for typos and try using a shortened version without the legal entity (e.g., "Inc." or "Ltd."). If you select "JSPS" or "Postdoctoral Fellow," please search for the name of the institution to which you will be affiliated.

Company name search

Company name (Kana)
No legal entity such as a company or a licensee is required.

Company Name
Search Criteria

Search containing
 Search from the beginning

search

Return to previous screen

Select the company you wish to register from the list and click "Register with a company selected from the list." (★)

If no company appears in the search results, select "Create and register an unlisted company." *Please be careful to select the correct company, especially if there are others with the same name. Make sure the address and industry classification match.

(★) When selecting a registrant or entering new company information, please refer to the attached document "Appendix 2," which outlines important points to keep in mind.

Company Name [] Co., Ltd.

Head Office Location []

Industry Classification []

Showing 1 to 17 of 17 results

Register with a company selected from the list

Create and register an unlisted company

Return to previous screen

Fill in the fields displayed and select "Registration" to complete the report.

Career path decision

Career Destination

Destination Name
[] Co., Ltd.

Hiring branch name, department, etc.
[]

Head Office Location

Postal code : []

TEL : []

Please go through the form and fill in all required fields marked with (required).

Career Path Details

Career category (required)
Enterprise

Employment status
Unselected

Job type (required)
Please select a job group
Unselected

Please select your occupation
Unselected (Required)

Work location (planned)
prefectures Unselected

municipalities
[]

Decision date (offer date)
Unselected Year Unselected Month

Address after graduation (required)
Please enter your address after graduation. If you have not yet decided where you will live after graduation, please enter the address of the place you plan to return to.

Email address after graduation (required)
Please enter an email address that you can use even after graduation.

Post-graduation cooperation (required)
After graduation, we plan to use email addresses and other information to conduct a stakeholder survey to incorporate the opinions of graduates and use them to improve education, etc. We ask for your cooperation in using email addresses.

agree
 Disagree

Activity Experiences

Feel free to include details about your experiences in the activity report, like exam tips or advice for younger students. (Optional)
*See page 6 for more information.

Documents requested to be submitted
 resume

Registration

Return to previous screen

Please go through the form and fill in all required fields marked with (required).

When you complete the registration, "Career path decided" will be displayed in the menu.

Select your employment status. If you are not a permanent (regular) employee, please answer the questions regarding the duration of employment and type of work.

- Permanent (regular) employees
- Fixed-term employees (performing the same duties as regular employees)
- Fixed-term employees (performing different duties from regular employees)
- Temporary workers (performing the same duties as regular employees)
- Temporally workers (performing different duties from regular employees)

- More than 1 year and 30-40 hours per week. (Full-time)
- More than 1 year and less than 30 hours per week (Part-time).
- More than 1 month but less than 1 year.
- Less than 1 month.

Select "Not sure" if your work location is not yet confirmed. If you select "Outside of Japan," please enter the country and the name of the city/town/village.

If you are unsure, please provide your home country address.

Please enter a personal email address, not the one issued by the university.

If you need to change your career path after submitting the report, please start over and enter the new information. The final submission will be considered as your confirmed report.

■ Career Path (2): Pursue Further Education

Select a career path category.

- Further education Please select your career category ▲
- Kyushu University Graduate School
 - Other graduate schools (within Japan)
 - Other graduate schools (outside Japan)
 - Kyushu University (undergraduate)
 - Other universities (faculties) *Only in Japan
 - Junior college (main course) *Only in Japan
 - University/Junior college (specialized course) *Only in Japan
 - University/Junior college (special course) *Only in Japan
 - Vocational school *Only in Japan
 - Schools outside Japan other than graduate schools
 - Educational institutions not under the jurisdiction of the Ministry of Education, Culture, Sports, Science and Technology (such as the Aviation College)
 - Research students (those who have been granted student status)

Other universities (undergraduate) in Japan.

University/ Junior college (short-term course) in Japan.

If you are unsure, please provide your home country address.

Please enter a personal email address, not the one issued by the university.

Career Category

Kyushu University Graduate School

*Please select this option if you are employed and planning to continue your studies.

Unselected

Unselected

Decision date

Unselected Year Unselected Month

Unselected Day

Career destination (required)

Career destination (furigana)

(up to 50 characters)

Name of destination (required)

Destination name

(30 full-width characters or less, 60 half-width characters or less for half-width/alphabetic characters)

*Please enter your full-width, official name.
 *If you are a clinical trainee, please enter the name and address of your career destination as the place where you plan to work.
 *If you are going on to graduate school, please enter (for example) ●● University, Graduate School, ●● Graduate School, ●● Course (or major/field).

Location of your destination (required)

Postcode

TEL

TEL

(Example: 052-XXX-XXXX)

Industry Classification

Unselected

Job Type

Unselected

Address after graduation (required)

Please enter your address after graduation. If you have not yet decided where you will live after graduation, please enter the address of the place you plan to return to.

Please enter your address after graduation. If you have not decided where you will live after graduation, please enter the address of the place you plan to return to.

(up to 30 full-width characters)

Email address after graduation (required)

Please enter an email address that you can use even after graduation.

Please enter an email address that you can use even after graduation.

(up to 30 full-width characters)

Post-graduation cooperation (required) PAGE TOP ▲

After graduation, we plan to use email addresses and other information for cooperation.

Name of current company (required)

If you are employed, please enter the name of the company you are employed at.

If you are employed, please enter the name of the company you are employed at.

(up to 30 full-width characters)

Once you have entered all the information, please click "Register" once.

Registration

Return to previous screen

If you are a working student, please select "Further Education and Employment."

If you selected "Further Education and Employment," please choose your employment status.

- Regular employee (including entrepreneurship)
- Non-regular employee: More than 1 year and 30-40 hours per week. (Full-time)
- Non-regular employee: More than 1 year and less than 30 hours per week. (part-time) or less than 1 year
- Non-regular employee: Less than 1 month.
- Others.

Please provide the official name of the school. If you are entering graduate school, please also list the name of your major and field of study.

<Example>

Graduate School of ●● University, Master's Course, ●● Major Field of Study
 If you are entering a graduate school of Kyushu University, please enter "Graduate School of OO, OO Course" (see attached sheet (Appendix 1)).

If the university you plan to attend has several campuses in the country, please indicate the location of the campus you will be attending. If the above is not known, please provide a representative address and contact information.

<Example> Kyushu University

Please refer to the attached sheet and provide the official name.
 The location of each campus is different, so please refer to the attached sheet (Appendix 1).

For working students who chose "Further Education and Employment", please list the industry, job title, and name of the company where you are employed.

When you complete the registration, "Career path decided" will be displayed in the menu.

If you need to change your career path after submitting the report, please start over and enter the new information. The final submission will be considered as your confirmed report.

■ Career Path (3) Others (other than employment/ further education)

Select a career path category.

Please check the following before selecting a career path.

■ If you have already found a job or enrolled in a school, this does not apply to "other career paths". Please select either "Employment" or "Further education".

■ If you are preparing for a national certification examination, select "Preparing for employment" and mention it in the "Supplementary information" section.

■ If you are a clinical resident, please enter the place where you plan to work in the "Career Destination" field.

■ If you are planning to start your own business or earn an income as a freelancer, please select "Start-up (including freelancing)". Please enter your career path information as much as you can.

■ Others (other than employment or higher education)
Please select your career category ▲

Preparing for employment (Don't have a job offer yet and going to job-hunt in Japan)

Preparing for employment (Don't have a job offer yet and going to job-hunt in home country)

Preparing for employment (Don't have a job offer yet and going to job-hunt in the third country)

Preparing for proceed to the higher education (Not decided the school yet and going to prepare for an exam in Japan.)

Preparing for proceed to the higher education (Not decided the school yet and going to prepare for an exam in home country.)

Preparing for proceed to the higher education (Not decided the school yet and going to prepare for an exam in the third country.)

Clinical resident

Start-up (including freelancing)

Others

Career Category
Preparing for employment (no job decided yet, job hunting in Japan)

Decision date
Unselected ▼ Year Unselected ▼ Month
Unselected ▼ Day

Career Destination ←

Career destination (furigana)
(up to 50 characters)

Destination Name
Destination name
(30 full-width characters or less, 60 half-width characters or less for half-width/alphabetic characters)
*Please enter your full-width, official name.
*If you are a clinical trainee, please enter the name and address of your career destination as the place where you plan to work.
*If you are going on to graduate school, please enter (for example) ●● University, Graduate School, ●● Graduate School, ●● Course (or major/field).

Destination Location ←

Postcode
[] - []

prefectures
Unselected ▼

address
[]
Unselected ▼

Address after graduation (required) ←

Please enter your address after graduation. If you have not yet decided where you will live after graduation, please enter the address of the place you plan to return to.
Please enter your address after graduation. If you have not
(up to 30 full-width characters)

Email address after graduation (required) ←

Please enter an email address that you can use even after graduation.
Please enter an email address that you can use even after c
(up to 30 full-width characters)

Post-graduation cooperation (required)
After graduation, we plan to use email addresses and other information to conduct a stakeholder survey to incorporate the opinions of graduates and use them to improve education, etc. We ask for your cooperation in using email addresses.
 agree
 Disagree

Supplementary information on career paths after graduation ←

Please enter any additional information regarding your career path after graduation.
Please enter any additional information regarding your care
(up to 30 full-width characters)

Once you have entered all the information, please click "Register" once.

Registration

Return to previous screen PAGE TOP ▲

If you are a clinical resident, please enter the place where you plan to work in the "Career Destination (Name) and Destination Location (Address)" field.

If you are a start-up (including freelancers), please provide as much information as possible about your career path. If you are unsure, please write "Start-up" or "Freelancing" in the "Name (Kanji)" field and enter the supplementary information in the "Supplementary information on career paths after graduation" field.

If you are unsure, please provide your home country address.

Please enter a personal email address, not the one issued by the university.

Please provide any additional information about your current situation.

For those who selected "Others" in the career category and whose address after graduation has not yet been determined, please let us know where you will be after graduation or completion of your studies.

<Example>
"In Japan," "home country," or "third country."

After completing the registration, "Career path decided" will be displayed in the menu.

If you need to change your career path after submitting the report, please start over and enter the new information. The final submission will be considered as your confirmed report.

Register your "Job Hunting Experience"

When you select "Employment," you can enter your "Job Hunting Experience" for that company. To help support younger students in their job search, we encourage you to register not only your experience with the company you've decided to join but also with other companies you applied to. (Optional)

Select "Register your Job Hunting Experience."

The screenshot shows a grid of icons for various services. The icon for 'Register your job hunting experience' is highlighted with a red box. Other icons include 'Search for jobs', 'Career preference registration', 'Reservations for support events', 'Individual (group) interview reservations', 'Career report registration', 'Internship (self-application)', and 'Search for job hunting experiences'.

Select the career path category for which you have applied.

The screenshot shows a list of career categories: Enterprise, Civil servant, Faculty, Self-employed/Start-up, Japan Society for the Promotion of Science, and Postdoctoral Fellow. The 'Enterprise' option is selected and highlighted with a red box.

Fill in the fields displayed and select "Register" to complete the registration of your job-hunting experience.

The screenshot shows the 'Where to apply' form with fields for Career Destination, Destination Name, Hiring branch name, department, etc., Head Office Location, Postal code, and TEL. A red box highlights the 'Destination Name' field.

Search for the company name. If it doesn't appear, check for typos and try using a shortened version without the legal entity (e.g., "Inc." or "Ltd.)."

The screenshot shows the 'Company name search' form with fields for Company name (Kana), Company Name, and Search Criteria. A red box highlights the 'Company name (Kana)' field.

Please go through the form and fill in all required fields marked with (required).

The screenshot shows the 'Career Path Details' form with fields for Career category, Employment status, Job type, and Work location. A red box highlights the 'Career category' field.

To enter another job-hunting report, select "Register New Job Hunting Experience." Once the report has been registered, it will be added to your list.

The screenshot shows the 'Register your job hunting experience' page with a 'Register a new job hunting experience' button highlighted in a red box. Below it is the 'Current registration status' section.

Select the company you wish to register from the list and select "Register with a company selected from the list." If no results are found, select "Create and register an unlisted company."

The screenshot shows a list of companies with details like Company Name, Head Office Location, and Industry Classification. Two buttons are highlighted in red boxes: 'Register with a company selected from the list' and 'Create and register an unlisted company'.

Please select a pass/fail result.

The screenshot shows the 'Activity Experiences' form with fields for Entry start date, Company information session, and Documents requested to be submitted. A red box highlights the 'Pass/fail result' field.

Please enter your exam record in the activity experience.

You can check and change your registered reports from the "Content Confirmation" page. If you want to change the contents, please be sure to "Register" again.

Once the registration is completed, it will be added to the "Current Registration Status." You can review or modify the content at any time.

学府/Undergraduate Schools		課程/the Course	
人文科学府/Graduate School of Humanities	修士課程/Master's Course	博士(後期)課程/Latter Doctoral Course (3 years)	
地球社会統合科学府/Graduate School of Integrated Sciences for Global Society	修士課程/Master's Course	博士(後期)課程/Latter Doctoral Course (3 years)	
人間環境学府/Graduate School of Human-Environment Studies	修士課程/Master's Course	博士(後期)課程/Latter Doctoral Course (3 years)	専門職学位課程/Professional Degree Program
法学府/Graduate School of Law	修士課程/Master's Course	博士(後期)課程/Latter Doctoral Course (3 years)	
法務学府/Law School (Professional Graduate School)	専門職学位課程		
経済学府/Graduate School of Economics	修士課程/Master's Course	博士(後期)課程/Latter Doctoral Course (3 years)	専門職学位課程/Professional Degree Program
理学府/Graduate School of Science	修士課程/Master's Course	博士(後期)課程/Latter Doctoral Course (3 years)	
数理学府/Graduate School of Mathematics	修士課程/Master's Course	博士(後期)課程/Latter Doctoral Course (3 years)	
システム生命科学府/Graduate School of Systems Life Sciences	一貫制博士課程/Five-Year Doctoral Course		
医学系学府/Graduate School of Medical Sciences	(医科学専攻/Master Course in Graduate School of Medical Sciences)	修士課程/Master's Course	
	(医学専攻/Department of Medical Sciences)	博士課程/Doctoral Course	
	(保健学専攻/Master Course in Graduate School of Health Sciences)	修士課程/Master's Course	博士(後期)課程/Latter Doctoral Course (3 years)
	(医療経営・管理学専攻/Department of Health Care Administration and Management)	専門職学位課程/Professional Degree Program	
歯学府/Graduate School of Dental Science	(歯学専攻/Department of Dental Science)	博士課程/Doctoral Course	
	(口腔科学専攻/Department of Oral Science)	修士課程/Master's Course	
薬学府/Graduate School of Pharmaceutical Sciences	(創薬科学専攻/Department of Clinical Pharmacy)	修士課程/Master's Course	博士(後期)課程/Latter Doctoral Course (3 years)
	(臨床薬学専攻/Department of Medical Sciences)	博士課程/Doctoral Course	
工学府/Graduate School of Engineering	修士課程/Master's Course	博士(後期)課程/Latter Doctoral Course (3 years)	
芸術工学府/Graduate School of Design	修士課程/Master's Course	博士(後期)課程/Latter Doctoral Course (3 years)	
システム情報科学府/Graduate School of Information Science and Electrical Engineering	修士課程/Master's Course	博士(後期)課程/Latter Doctoral Course (3 years)	
総合理工学府/Interdisciplinary Graduate School of Engineering Sciences	修士課程/Master's Course	博士(後期)課程/Latter Doctoral Course (3 years)	
生物資源環境科学府/Graduate School of Bioresource and Bioenvironmental Sciences	修士課程/Master's Course	博士(後期)課程/Latter Doctoral Course (3 years)	
統合新領域学府/Graduate School of Integrated Frontier Sciences	修士課程/Master's Course	博士(後期)課程/Latter Doctoral Course (3 years)	
マス・フォア・イノベーション連携学府/Joint Graduate School of Mathematics for Innovation	修士課程/Master's Course	博士(後期)課程/Latter Doctoral Course (3 years)	

【伊都キャンパス / Ito Campus】

〒819-0395 福岡市西区元岡744 / 744 Motooka Nishi-ku, Fukuoka, Japan 819-0395

【馬出キャンパス / Maidashi Campus】

〒812-8582 福岡市東区馬出3-1-1 / 3-1-1 Maidashi Higashi-ku, Fukuoka, Japan 812-8582

【筑紫キャンパス / Chikushi Campus】

〒816-8580 春日市春日公園6-1 / 6-1 Kasuga-koen Kasuga-Shi, Fukuoka, Japan 816-8580

【大橋キャンパス / Ohashi Campus】

〒815-8540 福岡市南区塩原4-9-1 / 4-9-1 Shiobaru Minami-ku, Fukuoka, Japan 815-8540

★ Notes on Reporting Career Paths for Employment (Including Public Servants and Teachers)

(1) Selecting the "Industry" When Registering New Employment Information

- University Academic Researchers / Technical Staff
→ Select: "Services: Schools / Vocational Schools"
- Teachers / Part-time Lecturers
→ Select: "Services: Schools / Vocational Schools"
- Tutors at Cram Schools, etc.
→ Classify as follows:
 - If the cram school is certified as a vocational school or miscellaneous school under the School Education Act:
 - Select: "Services: Schools / Vocational Schools"
 - If it is a private cram school not certified:
 - Select: "Services: Cram Schools / Educational Support"
- Medical Professionals such as Doctors and Nurses Working at Hospitals
→ Select: "Services: Hospitals / Clinics / Medical / Public Health"
- Employees of Government Agencies such as National, Prefectural, or Municipal Offices
Regardless of job type (e.g., agriculture, civil engineering),
→ Select one of the following for "Industry Type":
 - "Public Service (National)"
 - "Public Service (Local)"

※ Do not select options such as "Agriculture" or "Construction."

(2) Notes on Selecting Employment Information

- When Employed as a Teacher at a Public School
→ Select the Board of Education of the prefecture where you were hired.
- If the relevant Board of Education is not registered, please create a new entry.
- When Employed at Public Hospitals, Independent Administrative Institutions, National University Corporations, etc.
→ Register them as "Companies."